
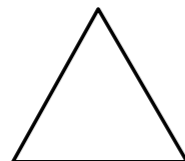




### Shape it:

Can you name these shapes?



Can you find any of these shapes in the art works?

### Say it:

Sculptures can often tell stories. Look closely at *Listen to the Tale of the Reed No.3* by Shirazeh Houshiary, can you think of a story about this sculpture and tell it to your friends and family?

### Explore it:

Some of the artists represented in the exhibition also have art works on display outdoors at Yorkshire Sculpture Park. Why not see if you can find works by: Antony Gormley, Nigel Hall, David Nash and Julian Opie in the open air.

### Try it:

When you get home, why not try:

- Bending pipe cleaners to make something you might wear, like the shoes made by Shelagh Wakely.
- Wrapping an object, like Phyllida Barlow did. You could use paper or fabric.
- Stacking plastic cups to make a sculpture, like Carl Plackman did.
- Make a sculpture out of modelling clay, shaping and folding it, like John Gibbons did.
- Use the 'Make It' fortune teller for inspiration for lots of other making ideas.

### answers to Count it:

(a) 9 cups (b) 37cm (c) 242 bricks (d) 683 Big Bens

# Making It:

# Sculpture in Britain

# 1977–1986

## Things To Do

### Find it:

Take a walk around the gallery. Tick the box when you find something made from:

<input type="checkbox"/>	A branch from a tree	<input type="checkbox"/>	Coal	<input type="checkbox"/>	Sellotape
<input type="checkbox"/>	A car door	<input type="checkbox"/>	Creepy crawlies	<input type="checkbox"/>	Stone
<input type="checkbox"/>	A plastic eyeball	<input type="checkbox"/>	Fur fabric	<input type="checkbox"/>	String
<input type="checkbox"/>	A tin can	<input type="checkbox"/>	Paper	<input type="checkbox"/>	Wire
<input type="checkbox"/>	Children's stacking cups	<input type="checkbox"/>	Powder pigment	<input type="checkbox"/>	Wood


### Use it:

Draw a line to show what an artist might use to:

Measure	Pliers
Cut a piece of wood	Glue
Make a hole in a piece of wood	A screwdriver
Sticks things together	A drill
Tighten a screw	Scissors
Cut paper	A ruler
Bend wire	A saw

**Describe it:**

Which art work in the exhibition do you like best? Look carefully and draw a picture of it in the box below.



Can you write down 5 words to describe it?

1. \_\_\_\_\_ 2. \_\_\_\_\_ 3. \_\_\_\_\_ 4. \_\_\_\_\_ 5. \_\_\_\_\_

How do you think the artist made it?

---




---

**Figure it:**

John Davies has made a portrait of his brother, Peter. Helen Chadwick has used the measurements of her body to make a sculpture.

Draw a portrait of your best friend or someone in your family in the frame below:



Have a look around the gallery, can you find any other sculptures that explore the human body?

**Search it:**

V	M	O	W	C	O	L	L	E	C	T	D
D	P	J	A	U	K	L	G	E	B	E	R
D	A	T	S	T	I	C	K	A	T	W	E
U	I	W	P	J	S	W	H	U	C	R	C
M	N	E	A	E	F	S	I	Q	K	A	Y
E	T	Z	L	B	O	L	T	L	V	P	C
V	S	O	Z	G	L	U	E	H	S	P	L
R	H	T	E	E	D	R	A	M	T	T	E
A	G	X	F	L	W	T	R	P	A	F	O
C	M	O	D	E	L	V	A	P	C	W	X
C	O	N	S	T	R	U	C	T	K	C	T

- Bolt
- Carve
- Collect
- Construct
- Cut
- Fold
- Glue
- Holes
- Model
- Paint
- Recycle
- Saw
- Stack
- Stick
- Tear
- Wrap

Choose 3 of these techniques. See if you can find where an artist has used these techniques and fill in the table below:

Technique	Name of the artist	Title of the art work
1.		
2.		
3.		

**Count it:**

- a. Can you count the number of stacking cups in the untitled work by Carl Plackman?
- b. Can you estimate how tall the stacking cups are in centimetres?
- c. Can you estimate the number of bricks in *Study from the Red Causeway Series* by the Boyle Family?
- d. Can you estimate the number of 'Big Ben' clocks in *Fleeting Monument* by Cornelia Parker?
